

4th Class 2nd-5th June

		Monday	Tuesday	Wednesday	Thursday	Friday
English	Reading		<ul style="list-style-type: none"> Read At Home Story: The New Seven Wonders Of The World (p108) 	<ul style="list-style-type: none"> Read Book Of Your Choice Or RAZ Kids Online (15 Minutes) 	<ul style="list-style-type: none"> Read At Home Story: Penalty (p109) 	<ul style="list-style-type: none"> Read Book Of Your Choice Or RAZ Kids Online (15 Minutes)
	Comprehension & Grammar		<ul style="list-style-type: none"> Read At Home Questions: Answer 5 In Copy 	<ul style="list-style-type: none"> <u>Jolly Phonics Workbook</u> p62 Meanings And Prefixes p63: Draw Pictures In Flowers And Write Infinitive Verbs Under Pictures (e.g. to jump, to laugh etc.) 	<ul style="list-style-type: none"> Read At Home Questions: Answer 5 In Copy 	<ul style="list-style-type: none"> Write At Home p103 Past Tense & p104 Nouns, Verbs & Adjectives
	Spellings		<ul style="list-style-type: none"> JP Workbook p62 Learn/Practice Writing First 6 Spellings 	<ul style="list-style-type: none"> JP Workbook p62 Learn/Practice Writing Next 6 Spellings 	<ul style="list-style-type: none"> JP Workbook p62 Learn/Practice Writing Last 6 Spellings 	<ul style="list-style-type: none"> Look Over All 18 Spellings Spelling Test (Spellings Called Out To Write)
	Writing		<ul style="list-style-type: none"> Handwriting: Read At Home p108: Copy Box 1-4 In Copy In Best Joined Writing 		<ul style="list-style-type: none"> Handwriting: Read At Home p108: Copy Box 5-7 In Copy In Best Joined Writing 	
Maths			<ul style="list-style-type: none"> Work It Out p79 Week 27 Test 3-D Shapes: Planet Maths p169 A Q1-6 & p169 B Planet Maths p169 C Q5-9 Discuss/Answer Questions Out Loud With Someone At Home (If You Have Some Cubes At Home And Want To Try Q1-4 That's Fine Also) 	<ul style="list-style-type: none"> Work It Out p79 Week 28 Test 3-D Shapes: Planet Maths p170 A+B Name Each Shape Out Loud Planet Maths p171 B – Write The Number Of Faces-Vertices-Edges For Each Shape 	<ul style="list-style-type: none"> Work It Out p80 Week 29 Test Weight: Read Information Sheet About Weight Make List Of Things You Can Find At Home Weighing 1kg, $\frac{1}{2}$kg and $\frac{1}{4}$kg (Try To Get 3 For Each Weight) Write 3 Pairs Of Items From Your List You Could Put Together To Make $\frac{3}{4}$kg Planet Maths p114 B+C 	<ul style="list-style-type: none"> Work It Out p80 Week 30 Test Weight: Measure Out 1g (gram), 5g And 10g Of Salt Or Sugar In A Bowl (If You Do Not Have An Electric Scales It is Fine To Skip This Part) Planet Maths p115 A Q1-9 Planet Maths p115 C
Irish			<ul style="list-style-type: none"> Abair Liom p156-157 Read Words/Phrases Choose 6 Of The Words/Phrases – Write In Copy And Draw A Picture To Show Meaning Of Each Spellings Booklet: “Bainis” Learn First 4 Spellings & Complete Activities 1+2 	<ul style="list-style-type: none"> Abair Liom p158 A Spellings Booklet: “Bainis” Learn Next 3 Spellings & Complete Activities 3+4+5 	<ul style="list-style-type: none"> Abair Liom p159 C Spellings Booklet: “Ar An Trá” Learn Next 3 Spellings & Complete Activity 6 	<ul style="list-style-type: none"> Abair Liom p160 E Spellings Booklet: “Bainis” Activity 8 Look Back Over All Spellings
SESE			<ul style="list-style-type: none"> Irish Trees And Flowers Information Sheet A & Video Trees Around Me Activity A 	<ul style="list-style-type: none"> Trees Around Me Presentation To View & Activity B 	<ul style="list-style-type: none"> Tree Fact-File Activity 	

Maths

Thursday

Weight

When we looked at weight in other years, we measured the weight of items using different objects. So, we might have measured how many blocks were the same weight as our pencil or how many blocks were the same weight as our copy. If you click on the scales here, you can see a video quickly showing the types of measuring we did when we did this:



When we measure the weight of items using cubes or other objects, these are known as **non-standard units**. Non-standard means they are not the measurement used everywhere by everybody. Cubes for example cannot be a standard unit because cubes can be very different from place to place! Some can be bigger; some can be wider and so on.

When we did our work on length, we talked about how we needed standard units which would be the same for everyone everywhere. For length we used millimetres, centimetres, metres and kilometres.

When we are looking at weight, we need to have the same thing – standard units that are the same for everyone everywhere. When we are talking about the weight of things, we use the following standard units:

grams (g for short)

Here is what a gram of sugar looks like:



kilogramme (kg for short)

Here is what a kilogramme of sugar looks like:




A good way to think about this is that a normal full bag of sugar usually weighs 1 kilogramme or 1kg for short.

A kilogramme is the same as 1000 grams (or 1000g for short). So, half a kilogramme is half of a 1000g which is 500g and so on. Here is a table showing the relationship between weights in kilogrammes and grams:

$\frac{1}{4}$ kg = 250g
$\frac{1}{2}$ kg = 500g
$\frac{3}{4}$ kg = 750g
1kg = 1,000g

We can also use another standard unit of weight called a tonne. One tonne is the same as 1000kg. Or, if you wanted to think of a different way, 1000 bags of sugar! Many elephants can weigh one tonne or more.



Irish Trees And Flowers Information Sheet A

Did you know that there are about 7,500 different species of trees in Ireland? Not all of these are native. A native tree is one that has not been introduced by people, but that grows naturally in an area. Native trees started to grow in Ireland after the last Ice Age, about 15,000 years ago.

You can click on the trees below to watch a short video about some of the trees found in Ireland:














Here is a picture sheet showing features of some of these different trees:

<p>larch</p>	<p>ash</p>	<p>holly</p>	<p>sycamore</p>	<p>elder</p>	<p>birch</p>
<p>hazel</p>	<p>oak</p>	<p>beech</p>	<p>yew</p>	<p>horse chestnut</p>	

On the next sheet you will find examples of leaves from different Irish trees. First fill in the names of the trees. Then take your sheet outside to your garden or on a walk or to the woods or forest with an adult and tick off the trees that you can find!

Trees Around Me Activity A

Fill in the names of the trees. Then tick the trees that you were able to find in your garden, around your house or on your walk!

<input type="text"/> 	<input type="text"/> 	<input type="text"/> 	<input type="text"/> 
<input type="checkbox"/>	<input type="checkbox"/>	<input type="checkbox"/>	<input type="checkbox"/>
<input type="text"/> 	<input type="text"/> 	<input type="text"/> 	<input type="text"/> 
<input type="checkbox"/>	<input type="checkbox"/>	<input type="checkbox"/>	<input type="checkbox"/>
<input type="text"/> 	<input type="text"/> 	<input type="text"/> 	
<input type="checkbox"/>	<input type="checkbox"/>	<input type="checkbox"/>	

Wednesday

Trees Around Me Activity B

Click [here](#) to view a presentation showing some more information about trees in Ireland.

Can you name the trees that these leaves came from?



Thursday

Trees Fact-file Activity

Choose one tree from your garden, around your home or one that you see in a wood or forest. On a sheet or some card make a small fact-file for this tree. You might like to include details like:

- the name of the tree
- a drawing of what it looks like
- the height of the tree
- a rubbing of the bark or one of the leaves
- a sample leaf or twig from the tree
- some facts about this type of tree

Your fact-file might look something like this:



19

At The Airport
Ag an aerfort

Eiseamláirí

Óráidí speisialta

Where will you be going /
Cá mbeidh tú ag dul /
Flying? ag eitilt? Beidh ____
Cé mhéad duine ____?

Tabhair dom ____, le do thoil.
Give me ____, please.
Bain sult as na laethanta saoire.

Enjoy the holidays.

How many people?

queue of people

searching



scuaine daoine

tralai
trolley

FR142 Corcaigh	9.30	IE122 Londain	10.15
IE139 Páras	10.00	FR159 Maidrid	11.15
		IE1 Nua Eabhrac	12.45

Geata 1-15

garda slándála

pas
passport

áit slándála

ag cuardach

buidéal uisce

ticéid

ticket

security guard

security area

wheels

bottle of water



pilot
píolóta

Landing
ag tuirlingt

aeróstach

air hostess

bratach na hÉireann

eitleán

plane

inneall

engine

rothaí

mála trom

heavy bag

bagáiste

carr bagáiste

baggage car

baggage

A. Léigh. Freagair na ceisteanna.



Boarding Pass
Pas bordála

From: Dublin
Ó: Baile Átha Cliath

Flight:
Eitilt: IE 139

Time: Gate: Seat:
Am: 10.00 Geata: 3 Suíochán: 10F

Be at your gate 30 minutes at least
Bí ag do gheata 30 nóiméad ar a laghad roimh ré.

Passport
Pas



Sloinne: Surname
Ó Sé

Céadainm: First Name
Seán

Náisiúntacht: Nationality
Éireannach Irish

Place of Birth: Dublin
Áit breithe: Baile Átha Cliath

Date of Birth: 1st September 2008
Dáta breithe: 1 Meán Fómhair 2008



Who ticket passport this?

1. Cé leis an ticéad agus an pas seo? (Who's is this ticket and passport?)

Is le Seán an ticéad agus an pas seo.

Where is he going?

2. Cá bhfuil sé ag dul?

Tá sé ag dul go Páras.

What time will be the flight?

3. Cén t-am a bheidh an eitilt?

Beidh an eitilt ag 10.00. (The flight will be at 10.00)

Which seat will have Seán?

4. Cén suíochán a bheidh ag Seán?

Beidh suíochán 10F ag Seán.

What surname to Seán?

5. Cad is sloinne do Sheán? (What is Seán's surname?)

Ó Sé is sloinne do Sheán (O'Shea is Seán's surname)

What is date of birth Seán?

6. Cad é data breithe Sheáin?

Is é 1 Meán Fómhair data breithe Sheáin.

* Part B On page 159 will give clues/help with this

Magda, her Mammy and her two brothers will be flying to Spain today.

Abair Liom p159 C

Write The Conversation
C. Scriobh an comhrá.

Where will you be going today?
 Will Magda, her Mammy and her two brothers flying to Spain today.
Beidh Magda, a Mamá agus a beirt dhearthaireacha ag eitilt go dtí an Spáinn inniu.

Do you have the ticket?
 Cá mbeidh tú ag eitilt inniu?
 Beidh mé ag eitilt go Spáinn.

Yes, here you are.
 An bhfuil an ticéad agat?
 Tá. Seo duit.

How many people will be travelling today?
 Cé mhéad duine a bheidh ag taisteal inniu?
Céathrar (4).

You will be leaving from Gate 8.
 Beidh tú ag imeacht ó Gheata a hOcht.

Abair Liom p160 E

Grammar Person Numbers











E. Gramadach: Na huimhreacha pearsanta.

1 duine amháin	2 beirt	3 triúr	4 ceathrar	5 cúigear
6 seisear	7 seachtar	8 ochtar	9 naonúr	10 deichniúr

- How many people is in your family?
- Cé mhéad duine atá i do theaghlach? _____
 - Cé mhéad duine a ^{sit} ag do bhord ar scoil? _____
 - Cé mhéad duine i do rang a bhfuil ^{in your class} gruaig fhionn orthu? _____
 - Sa ^{In the postaer} phástaer, cé mhéad duine ^{are in the queue?} atá sa scuaine? _____
 - Sa ^{In the poster} phástaer, cé mhéad duine ^{are on the stairs?} atá ar an staighre? _____

Is the picture right or wrong?

3. An bhfuil an pictiúr ceart nó mícheart?

séipéal		ceart	sagart		_____
brídeach		_____	bláthanna		_____
grúm		_____	aoi		_____
ceamara		_____	sona		_____
ag caoineadh		_____	ciste		_____

4. Cuardach Focal

Wordsearch

- séipéal
- sagart
- brídeach
- bláthanna
- grúm
- aoi
- ceamara
- sona
- ag caoineadh
- ciste

H	D	A	E	N	I	O	A	C	G	A	C
A	A	B	L	Á	T	N	C	A	U	Ó	A
G	S	O	G	A	N	O	S	S	F	B	O
M	S	É	I	P	É	A	L	T	I	L	I
Ú	A	B	E	O	B	Á	T	C	N	Á	N
R	G	R	B	L	Á	S	A	Í	F	T	T
G	A	Í	E	A	C	H	L	S	I	H	E
N	R	D	P	S	Ú	C	R	T	R	A	S
N	T	C	A	O	R	I	S	E	C	N	I
I	T	A	R	A	M	A	E	C	E	N	C
F	Ó	H	É	I	P	É	L	C	A	A	R
P	R	B	R	Í	D	E	A	C	H	M	Í

Find the stranger!








5. Faigh an strainséir!

- Lion, cat, tiger, monkey, camel
 (a) leon, cat, tígair, moncaí, camall
 April, January, Autumn, May, June
 (b) Aibreán, Eanáir, an fómhar, Bealtaine, Meitheamh
 2 people, 3 people, 5, 4 people, 5 people
 (c) beirt, triúr, cúig, ceathfar, cúigeaf
 snóchez, football, rugby, basketball, working
 (d) snúcar, peil, rugbaí, cispheil, ag obair
 (e) dalta, tintreach, toirneach, ag cur báistí, gaofar
 pupil, lightning, thunder, raining, windy

cat (not in zoo)
an fómhar (a season, not a month)
cúig (not people)
ag obair (not a sport)
dalta (not weather)

Laoise went to a wedding in a small beautiful church last weekend.

6. Líon na bearnaí.

- Went Laoise to wedding in  séipéal small beautiful the weekend
 1. Chuaigh Laoise chuig bainis i seachtaine seo caite. last.
- Was  dressed in dress long white. She was beautiful.
 2. Bhí an brídeach gléasta i ngúna fada bán. Bhí sí go hálainn.
- Wore the  suit black. He was very-
 3. Chaith an grúm culaith dubh. Bhí sé an-dathúil.
- Gave the  welcome to the bride and to the groom.
 4. Thug an sagart beannacht don bhrídeach agus don ngrúm.
- Mother of bride  in church.
 5. Bhí máthair na brídí ag caoineadh sa séipéal.
- In the hotel cut the  newly married
 6. San óstán, ghearr an lánúin nuaphósta an ciste.
- Took Laoise her  ceamara léi agus thóg sí a lán pictiúr.
 7. Thóg Laoise a ceamara léi agus thóg sí a lán pictiúr. with her and took lots of pictures.

7. Faigh na focail seo sa bhfoclóir. Scríobh amach an míniú.

- (a) pósadh _____
- (b) pósta _____
- (c) crobhaing _____
- (d) lánúin _____

8. Scríobh agus dathaigh.

