

3<sup>rd</sup> Class 8<sup>th</sup>-12<sup>th</sup> June

		Monday	Tuesday	Wednesday	Thursday	Friday
English	Reading	<ul style="list-style-type: none"> <li>Read Book Of Your Choice Or RAZ Kids Online (15 Minutes)</li> </ul>	<ul style="list-style-type: none"> <li>Read At Home Story: The Eiffel Tower (p110)</li> </ul>	<ul style="list-style-type: none"> <li>Read Book Of Your Choice Or RAZ Kids Online (15 Minutes)</li> </ul>	<ul style="list-style-type: none"> <li>Read At Home Story: Superman's Diary (p111)</li> </ul>	
	Comprehension & Grammar	<ul style="list-style-type: none"> <li><u>Jolly Phonics Workbook</u></li> <li>p66 Crossword &amp; Dictionary Work</li> </ul>	<ul style="list-style-type: none"> <li>Read At Home Questions: Answer 5 In Copy</li> </ul>	<ul style="list-style-type: none"> <li><u>Jolly Phonics Workbook</u></li> <li>p67 Underline Collective Nouns/Fill In Blanks/Write Words Under Pictures</li> </ul>	<ul style="list-style-type: none"> <li>Read At Home Questions: Answer 5 In Copy</li> </ul>	<ul style="list-style-type: none"> <li>Write At Home p105 Homophones &amp; p106 Pronouns</li> </ul>
	Spellings	<ul style="list-style-type: none"> <li>JP Workbook p66 Learn First 5 Spellings</li> </ul>	<ul style="list-style-type: none"> <li>JP Workbook p66 Learn Next 5 Spellings</li> </ul>	<ul style="list-style-type: none"> <li>JP Workbook p66 Learn Next 4 Spellings</li> </ul>	<ul style="list-style-type: none"> <li>JP Workbook p66 Learn Last 4 Spellings</li> </ul>	<ul style="list-style-type: none"> <li>Look Over All 18 Spellings</li> <li>Spelling Test (Spellings Called Out 1 By 1 To Write Down)</li> </ul>
	Writing	<ul style="list-style-type: none"> <li>20 Minutes Free Writing – Writing About Any Topic/Story You Like</li> </ul>	<ul style="list-style-type: none"> <li>Handwriting Made Easy Book p22</li> </ul>	<ul style="list-style-type: none"> <li>20 Minutes Writing: Topic: "If I Was In Charge For A Day"</li> </ul>	<ul style="list-style-type: none"> <li>Handwriting Made Easy Book p26</li> </ul>	
Maths		<ul style="list-style-type: none"> <li><b>Weight:</b> Read Information Sheet About Adding/ Subtracting Weights</li> <li>Planet Maths p115 B Q1-4</li> <li>Planet Maths p116 A</li> </ul>	<ul style="list-style-type: none"> <li><b>Weight:</b> Planet Maths p116 B Q1-4</li> </ul>	<ul style="list-style-type: none"> <li><b>Weight:</b> Planet Maths p117 A Q1-10 &amp; B Q1-9</li> </ul>	<ul style="list-style-type: none"> <li><b>Capacity:</b> Read Information Sheet About Capacity</li> <li>Talk About/Answer Planet Maths p157 B &amp; C &amp; D Out Loud</li> <li>Find 5 Containers Holding Liquid At Home - Write Down What They Are And Estimate Their Capacity</li> <li>Then Check And Write Down Their Actual Capacity</li> </ul>	<ul style="list-style-type: none"> <li><b>Capacity:</b> Planet Maths p158 B Q1-10</li> </ul>
Irish		<ul style="list-style-type: none"> <li>Abair Liom p161 F Top Half Q1-6</li> <li>Spellings Booklet: "An Líne Éadaigh" Learn First 3 Spellings &amp; Complete Activities A+B</li> </ul>	<ul style="list-style-type: none"> <li>Abair Liom p161 F Bottom Half Q1-3 Write Questions And Answers</li> <li>Spellings Booklet: "An Líne Éadaigh" Learn Next 3 Spellings &amp; Complete Activities C+D+E</li> </ul>	<ul style="list-style-type: none"> <li>Abair Liom p161 F Bottom Half Q4-6 Write Questions And Answers</li> <li>Spellings Booklet: "An Líne Éadaigh" Learn Next 3 Spellings &amp; Complete Activities F+G+H</li> </ul>	<p><u>Am Don Léamh:</u></p> <ul style="list-style-type: none"> <li>Read "Sa Siopa Milseán" Story p42 + p43 A Fíor Nó Bréagach</li> <li>Spellings Booklet: "An Líne Éadaigh" Learn Last 3 Spellings &amp; Complete Activities I+J</li> </ul>	<ul style="list-style-type: none"> <li>Look Back Over All Spellings</li> </ul>
SESE		<ul style="list-style-type: none"> <li>Finish/Complete Tree Fact-File Activity From Last Week If Not Finished</li> </ul>	<ul style="list-style-type: none"> <li>Plants And Flowers Around Me Activity A</li> </ul>	<ul style="list-style-type: none"> <li>Plants And Flowers Around Me Activity B</li> </ul>	<ul style="list-style-type: none"> <li>Flower Press Activity</li> </ul>	

## Maths

### Monday

### Weight

Last week we talked about how we need standard units (measurements that are the same for everyone everywhere) for things like length and weight.

For weight we use the units gram (g) and kilogramme (kg) shown below again:

<p><u>grams (g for short)</u> Here is what a gram of sugar looks like:</p> 
<p><u>kilogramme (kg for short)</u> Here is what a kilogramme of sugar looks like:</p> 

But what is the relationship between grams and kilograms? As we mentioned last week:

$$1 \text{ kilogramme} = 1000 \text{ grams} \quad \text{or}$$

$$1 \text{ kg} = 1000 \text{ g}$$

So, based on that we know the following:

$\frac{1}{4} \text{ kg} = 250 \text{ g}$
$\frac{1}{2} \text{ kg} = 500 \text{ g}$
$\frac{3}{4} \text{ kg} = 750 \text{ g}$
$1 \text{ kg} = 1,000 \text{ g}$

When we write weights, we usually write them as grams or kilogrammes and grams.

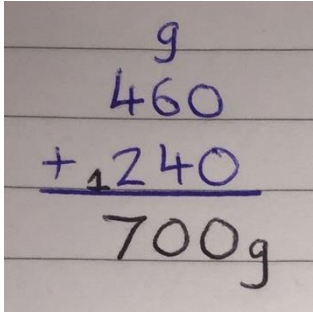
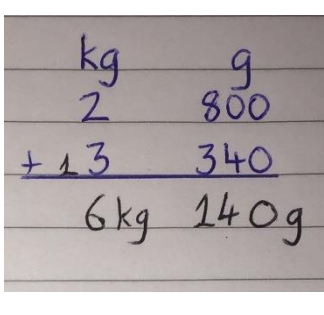
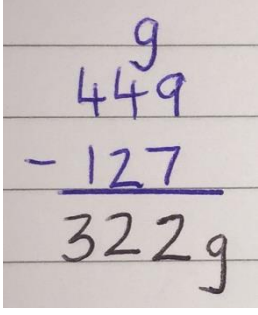
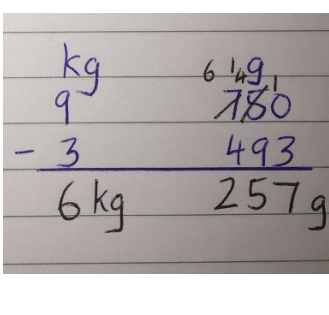
$\frac{1}{2}$  a bag of sugar would be **500g**

$2\frac{1}{2}$  bags of sugar would be 2kg 500g

$6\frac{1}{4}$  bags of sugar would be 6kg 250g

If we are trying to work out the total of two weights by adding or trying to find the difference between them by subtracting, we always add or subtract the grams first.



Examples:

			
In this sum we are just adding grams, so we just add them normally to get our answer.	In this sum we have grams and kilogrammes, so we add the grams first (800g + 340g) and then we add the kilogrammes.	In this sum we are just subtracting grams, so we just subtract them normally to get our answer	In this sum we have grams and kilogrammes again, so we subtract the grams first (750g - 493g) and then we subtract the kilogrammes.

Thursday

### Capacity

Capacity measures the amount a container can hold and usually measures different types of liquid. Just like in weight and length we need to have standard units for this! In capacity, these units are:

<p><u>millilitres (ml for short)</u> Here is what a millilitre of water looks like:</p> 
<p><u>litres (l for short)</u> Here is what a litre of water looks like:</p> 

The relationship between millilitres and litres is the same as grams and kilograms! So:

$$1 \text{ litre} = 1000 \text{ millilitres} \quad \text{or}$$

$$1\text{l} = 1000\text{ml}$$

So, based on that we know the following:

$\frac{1}{4}\text{l}$	=	250ml
$\frac{1}{2}\text{l}$	=	500ml
$\frac{3}{4}\text{l}$	=	750ml
1l	=	1,000ml

## SESE

### Tuesday

#### Plants And Flowers Around Me

We pass by and see lots of different types of plants and flowers every day. As well as giving us a pleasant environment to live in, these plants and flowers also play a very important role in providing food, habitats and support for a huge number of different living things.

First, think about all the different plants and flowers you can think of that you could find outside in your garden or around your home. You might like to write them down and see how many you can come up with!

#### Plants And Flowers Around Me Activity A

- Like with the trees last week now see if you can spot some plants and flowers!
- First look at the pictures on the next page and see how many you can identify and name. When you are finished, click on the bumblebee and he will show you the answers!
- Change or fill in the names of the ones you could not spot and then go outside.
- Put a tick beside the flowers or plants you can find in your garden, around your house or when you are out for a walk somewhere with an adult!





How Many Can You Name? How Many Can You Spot?



\_\_\_\_\_



\_\_\_\_\_



\_\_\_\_\_



\_\_\_\_\_



\_\_\_\_\_



\_\_\_\_\_



\_\_\_\_\_



\_\_\_\_\_



\_\_\_\_\_



\_\_\_\_\_



\_\_\_\_\_



\_\_\_\_\_



\_\_\_\_\_




\_\_\_\_\_

## Wednesday

### Plants And Flowers Around Me Activity B

- Look back at your plant and flower activity sheet from Tuesday.
- Choose 4 of the plants or flowers and on a page in your copy draw a picture of each one (you could use one page for each plant or flower if this was easier).
- Now, using an encyclopaedia, a nature/plant book or by looking online, see if you can research or find out two interesting facts about each plant or flower.
- Then write these interesting facts in your copy beside your drawing of that flower. Your page for each plant or flower might look something like this:



## Thursday

### Flower Press

Pressing flowers and plants is a way of storing them and creating a collection to help you recognise them again later.

- First click on the picture below to see a short video on how to create a flower or plant pressing:



- Now try and find and pick some plants or flowers that you recognise in your garden or around your house and place them inside some books as shown in the video.
- We will leave them inside the books for a few days and use them next week to create a small display/art piece.



Gaeilge Guide/Answer Sheets

Abair Liom p161 F Top Half

F. Briathra: Aimsir Chaite - briathra neamhrialta.



**Bí** <sup>Be</sup> →



I was **Bhí** mé  
You were **Bhí** tú  
He was **Bhí** sé  
She was **Bhí** sí

**Déan** <sup>Make/DO</sup> →



**Rinne** mé I made/did  
**Rinne** tú You... ↓  
**Rinne** sé He...  
**Rinne** sí She...

**Téigh** <sup>Go</sup> →



**Chuaigh** mé <sup>I went</sup> →  
**Chuaigh** tú You...  
**Chuaigh** sé He...  
**Chuaigh** sí She...

- Bhí an bhainis ar siúl <sup>wedding on in</sup> in ollphuball. (bí)
- Rinne Mamaí cáca álainn <sup>beautiful cake on</sup> ar bhreithlá Oisín. <sup>Oisín's birthday.</sup> (déan)
- Chuaigh sí go dtí an siopa chun stéig a cheannach. <sup>she to the shop to steak buy</sup> (téigh)
- Níor éirigh Seán go luath agus bhí sé déanach. <sup>Didn't get up early and late</sup> (bí)
- Chuaigh mé go dtí caife chun ceapaire a fháil. <sup>to the café to sandwich get</sup> (téigh)
- Bhí an dinnéar dóite mar rinne Daidí dearmad air. <sup>dinner burnt because forgot about it.</sup> (déan)

Abair Liom p161 F Bottom Half Q1-3

**An raibh?** Was?/Were?

**Bhí / Ní raibh.**  
Was / Wasn't

Made/Did?

**An ndearna?**

**Rinne / Ní dhearna.**  
Made/Did Didn't make/do

Go?

**An ndeachaigh?**

**Chuaigh / Ní dheachaigh.**  
Went / Didn't go

- An raibh tú <sup>at concert ever</sup> ag ceolchoirm riamh?  
Bhí/ní raibh mé ag ceolchoirm riamh.
- An ndearna tú cáca <sup>cake ever?</sup> riamh?  
Rinne/ní dhearna mé cáca riamh.
- An ndeachaigh tú <sup>shopping ever?</sup> ag siopadóireacht riamh?  
Chuaigh/ní dheachaigh mé ag siopadóireacht riamh.

Abair Liom p161 F Bottom Half Q4-6


4. An ndearna na páistí an obair bhaile?  
the homework?  
Didn't do children the homework.  
Ní dhearna na páistí an obair bhaile.

5. An raibh Síle tinn inné?  
sick yesterday  
Bhí Síle tinn inné.

6. An ndeachaigh sí go dtí an sorcas?  
Didn't go she to the circus.  
Ní dheachaigh sí go dtí an sorcas.



Sa Siopa Milseán Sweet Shop




What would you like?"

Niamh had money  
Liam had no money

True Or False Cleachtaí

A. Fíor nó Bréagach?

1. Chuaigh Liam agus Niamh go dtí an siopa bróg. <sup>shoe</sup>
2. Chuaigh Liam agus Niamh go dtí an siopa milseán.
3. Bhí <sup>money</sup> airgead ag Liam.
4. Thug an siopadóir cóla do Niamh. <sup>gave</sup>
5. Thug an siopadóir cón do Liam.



Bréagach

Fíor

Bréagach

Fíor

Fíor

B. Freagair na ceisteanna.

1. Cé a chuaigh go dtí an siopa milseán? \_\_\_\_\_
2. An raibh airgead ag Niamh? \_\_\_\_\_
3. An raibh airgead ag Liam? \_\_\_\_\_
4. Céard a thug an siopadóir do Niamh? \_\_\_\_\_
5. Céard a thug an siopadóir do Liam? \_\_\_\_\_

C. Tarraing na pictiúir.

milseáin	airgead	cóla	cón

D. Faigh 4 fhocal ón scéal ar an gcanna.

siopa cón cóla airgead

1. \_\_\_\_\_ 2. \_\_\_\_\_

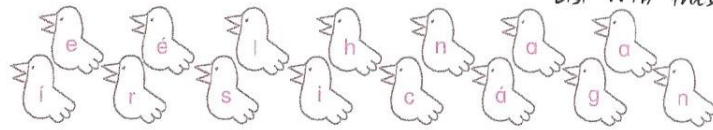
3. \_\_\_\_\_ 4. \_\_\_\_\_

# Spelling Booklet Activities – An Líne Éadaigh

## C. Cuir le chéile.

1. gean + saí = \_\_\_\_\_ 4. cis + eán = \_\_\_\_\_  
 2. bris + te = \_\_\_\_\_ 5. scior + ta = \_\_\_\_\_  
 3. sto + caí = \_\_\_\_\_ 6. lí + ne = \_\_\_\_\_


## D. Scríobh 6 fhocal ón liosta leis na litreacha seo. Write 6 of the words from the list with these letters.



1. \_\_\_\_\_ 3. \_\_\_\_\_ 5. \_\_\_\_\_  
 2. \_\_\_\_\_ 4. \_\_\_\_\_ 6. \_\_\_\_\_

Find 6 words

## E. Faigh 6 fhocal ón liosta ar an líne éadaigh.



1. \_\_\_\_\_ 3. \_\_\_\_\_ 5. \_\_\_\_\_  
 2. \_\_\_\_\_ 4. \_\_\_\_\_ 6. \_\_\_\_\_

## F. Scríobh an focal ceart faoin bpictiúr.

1. Write the word



\_\_\_\_\_




\_\_\_\_\_

2.



\_\_\_\_\_



\_\_\_\_\_

## G. Faigh na focail seo:

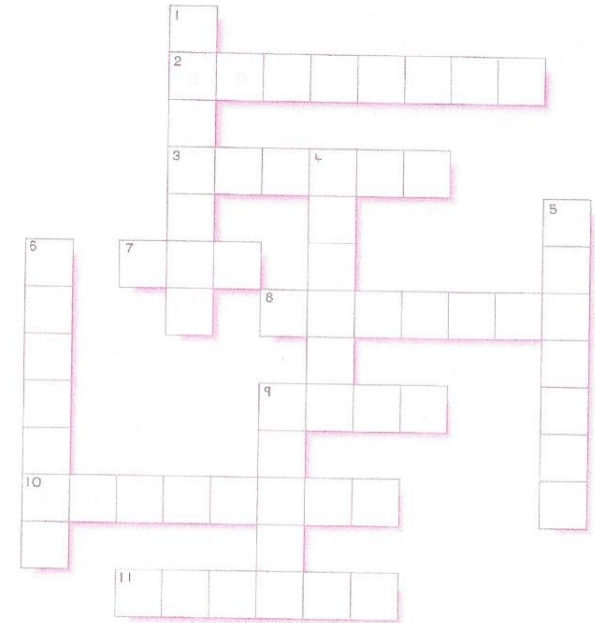
líne, pionnaí, ciseán, léine, carbhat, geansaí, sciorta, briste, stocaí, éan, an ghrian

c	b	r	í	s	t	e	l
a	p	i	o	n	n	a	í
r	é	c	i	s	e	á	n
b	a	g	l	é	i	n	e
h	n	s	t	o	c	a	í
a	n	g	h	r	i	a	n
t	s	c	i	o	r	t	a
g	e	a	n	s	a	í	r

## H. Crosfhocal.

Trasna Síos

2. 1. 3. 4. 7. 5. 8. 6. 9. 10. 11.



## I. Freagair na ceisteanna.

- What is this? This is ...  
 1. Céard é seo? Seo \_\_\_\_\_  
 2. Céard é seo? Seo \_\_\_\_\_  
 3. Céard é seo? Seo \_\_\_\_\_  
 4. Céard é seo? Seo \_\_\_\_\_

## J. Freagair na ceisteanna.

- What is this? This is ...  
 1. Céard í seo? Seo \_\_\_\_\_  
 2. Céard í seo? Seo \_\_\_\_\_  
 3. Céard í seo? Seo \_\_\_\_\_  
 4. Céard í seo? Seo \_\_\_\_\_